


Use the graph to solve.

Time Spent on Homework



- 1) The most time was spent on which subject?
- 2) The least time was spent on which subject?
- 3) What percent of the time was spent working on english?
- 4) What is the combined amount of time spent on social studies and reading?
- 5) Which two subjects accounted for about half the time spent?

Answers

1. _____
2. _____
3. _____
4. _____
5. _____
6. _____
7. _____
8. _____
9. _____
10. _____

6) Which product sold the best?

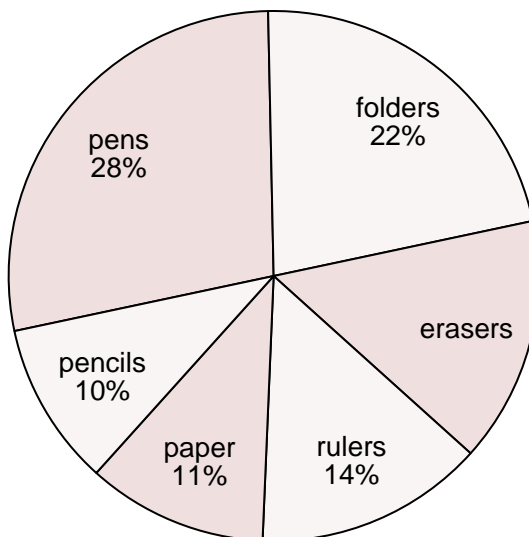
7) Which product sold the worst?

8) What percent of the sales were erasers?

9) What is the combined amount of pencils and pens sold?

10) Which two products accounted for about half the sales?


School Store Sales





Use the graph to solve.

Time Spent on Homework



- 1) The most time was spent on which subject?
- 2) The least time was spent on which subject?
- 3) What percent of the time was spent working on english?
- 4) What is the combined amount of time spent on social studies and reading?
- 5) Which two subjects accounted for about half the time spent?

Answers

1. **math**
2. **reading**
3. **14%**
4. **34%**
5. **math & social studies**
6. **pens**
7. **pencils**
8. **15%**
9. **38%**
10. **pens & folders**

- 6) Which product sold the best?
- 7) Which product sold the worst?
- 8) What percent of the sales were erasers?
- 9) What is the combined amount of pencils and pens sold?
- 10) Which two products accounted for about half the sales?

School Store Sales

